



General Guidelines for Pursuing Admission Department of Nursing Education Wallace State Community College – Hanceville, AL

- STEP 1 Apply to Wallace State Community College at <https://www.wallacestate.edu/register-now/index.html> there is no fee to apply. You will receive a student number that begins with an “A”. Please use this on all correspondence and documentation. If you have been previously enrolled at WSCC but not been an active student for two (2) semesters you MUST complete a reapplication for admission through the WSCC Admissions Office (reapplication can be completed at the link above).
- STEP 2 Submit official transcripts electronically or by paper copy to Wallace State Community College, Records Office, P.O. Box 2000, Hanceville, AL 35077. You are required to submit individual transcriptions from EACH college you have attended - *courses transferred from one college appearing on another college transcript are not accepted as official*. You should also request copies of each transcript for your personal records or print a copy from your college website if access is still available. An official transcript issued to the student only maintains official status if unopened and the college seal remains intact.
- STEP 3 A minimum ACT composite score or superscore of 18 is required to apply to the Traditional and Mobility Nursing program; a minimum ACT composite score or superscore of 20 is required to apply for the Joint Enrollment (ADN/BSN) and Joint Enrollment Mobility Nursing program. If unable to verify *or* if you have never taken an ACT *or* if you have not achieved a score of at least 18 or 20, you should begin preparing now. Google “ACT Prep” online and you will find a vast amount of helpful study tips and sample ACT tests for review. Also note, completing ENG 101 and MTH 100/MTH 112 will be valuable ACT prep as well. Adult Education offers a free ACT Prep course, find out more on their website: <https://www.wallacestate.edu/programs/adult-education/index.html>.
- Wallace State offers an on-campus ACT test (student must wait 60 days between testing and re-testing, if needed). The fee is currently \$82.00 and is subject to change. Please review the ACT information and testing dates at <https://www.wallacestate.edu/advising/on-campus-act-testing.html>.
- STEP 4 When your application to the college is approved, you will receive a letter/email validating acceptance which will include your student number (A0000000). You will also be assigned an academic advisor who will assist with placement testing if needed for Math and English. Your advisor will help you develop a plan for success in order to complete the required academics in a timely manner as well as assist with registration for classes and other questions or concerns you may have. To schedule an advising session, visit <https://www.wallacestate.edu/advising/advisors.html>.
- STEP 5 Wallace State offers various forms of financial aid assistance to students. Please apply for financial aid by completing your FAFSA application. The school code for Wallace State is 007871. The information is located at <https://www.wallacestate.edu/financial-aid/index.html>. Scholarship information can be found at <https://www.wallacestate.edu/financial-aid/wscs-scholarships.html>.
- STEP 6 Textbooks and supplies will be available at the Barnes and Noble Bookstore located on the WSCC campus. Visit their link at <https://wallacestate.bncollege.com/>.
- STEP 7 Plan to attend a Nursing Information Session on campus. Upcoming dates will be posted on the nursing webpage at <https://www.wallacestate.edu/programs/health-division/nursing/index.html>.
- STEP 8 Completion of part and/or all of the academic requirements prior to beginning the nursing curriculum has demonstrated improved student success. Nursing applications are accepted between March 15 – May 15 for consideration of Fall admission and July 1 – October 1 for consideration of Spring admission. The application link will be open during those timeframes on the nursing webpage at <https://www.wallacestate.edu/programs/health-division/nursing/index.html>. The online nursing application with uploaded documents will be reviewed by the WSCC Nursing Admission Committee for consideration of entry. Applicants will be notified of all admission decisions approx. 2-3 weeks after deadline, i.e., acceptance or non-acceptance, but prior to orientation via email.

NURSING APPLICATION CYCLES

Nursing application is available online and support documentation will be uploaded to the application. Students must apply to Wallace State and have an active student email address to apply to the program. If the student experiences issues accessing the application, they will need to email helpdesk@wallacestate.edu for assistance. Incomplete applications and applications that are not submitted before the published deadlines are not evaluated for program admission:

Spring Entry Classes start in January	July 1 – October 1	Traditional Program
		UAB/WSCC Joint Enrollment
		WSCC/ATSU Joint Enrollment
Fall Entry Classes start in August	March 15 – May 15	Traditional Program
		Evening Program
		Oneonta Instructional Site
		Mobility Program
		Joint Enrollment Program
		Joint Enrollment Mobility Program

ADMISSION CRITERIA

Refer to www.wallacestate.edu/nursing advising tab for current information for each WSCC Nursing Program

Nursing Applicant must meet the following admission criteria:

- Be unconditionally admitted to Wallace State Community College (and Joint Enrollment Partner).
- Be in good standing with Wallace State Community College (and Joint Enrollment Partner).
- Submit nursing online application AND upload all supporting documentation before posted deadline.
- Minimum 18 ACT composite score (National or Residual accepted) / Minimum 20 ACT for Joint Enrollment
- Maintain a “C” or better in ALL general education courses
- Achieve a minimum 2.0 GPA (2.5 for Joint) cumulative at current institution or cumulative 2.0 (2.5 for Joint) at institution last attended from which student is transferring college credits
- Achieve a minimum 2.5 GPA on nursing required academics
- Meet the essential functions for nursing:
https://www.wallacestate.edu/programs/health-division/nursing/NUR_Health_Division_Physical_Form_r102019_with_Essential_Functions.pdf
- Present clear background check and drug screen. Upon acceptance to the nursing program, specific details with location, date, and time will be provided at Nursing Orientation.
- If previously enrolled in a nursing program, your prior nursing program director must submit a Letter of Good Standing (LGS) on your behalf. LGS must be sent via email to: Deborah Hoover, Director of Nursing, at deborah.hoover@wallacestate.edu.

[Directions to Access Degree Works for transcripts on file at Wallace State](#)

NOTE: You would have received your A#/password in writing in your WSCC Admissions Acceptance letter.

If you don't know it, please contact Lion Central by stopping by the lobby of the Bailey Center, emailing newstudent@wallacestate.edu, or calling 256.352.8182 or 256.352.8238.

Click on [myWallaceState](#) to access the Elucian Banner OneACCS/myWallaceState portal.

Login using your Student Number, also called your A# and password.

Example:

Username: A012345678@wallacestate.edu (your A student number)

Password: !ACCS012599 = January 22, 1999 (!ACCS + your six digit date of birth)

- Click on Student
- Click on Degree Works
- Run the Report and Save to PDF for upload to your application

If your Degree Works does not show your courses and you have ordered the official transcript sent to WSCC, you have 2 choices.

- Wait for the Registrar's office to process the incoming official transcript.
 - This means you will need to keep a check on your DW report and submit your application with the updated DW report before the deadline.
- Obtain unofficial transcripts from your former colleges and upload to the application.

[Directions to Access Test Scores on file at Wallace State](#)

Log in to your myWallaceState account: <https://www.wallacestate.edu/mywallacestatelgin>

Example:

Username: A012345678@wallacestate.edu (your A student number)




Password: !ACCS012599 = January 22, 1999 (!ACCS + your six digit date of birth)

- Click on Student
- Click on Student Services
- Click on Student Profile
- On the left-hand side of screen, click on Prior Education and Testing
- Testing scores will show on the right-hand side of the screen under the TESTING block.

Right click on the screen and save to PDF for upload to application.

[How to scan documents on your iPhone](#)

You can use the iPhone Notes App to scan documents to PDF.

- Open Notes and select a note or create a new one.
- Tap the Camera button , then tap Scan Documents .
- Place your document in view of the camera.
- If your device is in Auto mode, your document will automatically scan.
- If you need to manually capture a scan, tap the Shutter button .
- Then drag the corners to adjust the scan to fit the page, then tap Keep Scan.
- Tap Save or add additional scans to the document.

[How to scan documents on your Android](#)

- Install and open the [Drive app](#).
- Tap New Scan .
- When you're done scanning, tap **OK**.
- (Optional) To scan multiple pages, tap Bulk add **OK**.
- Tap **Save**.
- Enter a name for the file.
- choose a Drive account to save the file to and a Drive folder, and tap **Save**.

NON-DISCRIMINATION POLICY

It is the policy of Wallace State Community College, a postsecondary institution under the control of the Alabama Community College System Board of Trustees, that no person shall, on the grounds of race, color, sex, religion, national origin, disability, age, or sexual orientation be excluded from participation in, be denied benefit of, or be subjected to discrimination under any program, activity or employment. The College will not retaliate against any person because they have engaged in a protected activity opposing the College or because they have made a complaint, testified, assisted, or participated in any manner in an investigation, proceeding or hearing alleging discrimination on a basis specified above.